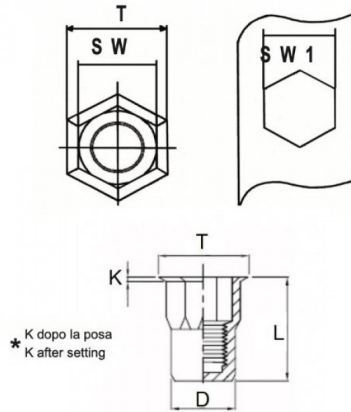








INSERTI FILETTATI SEMIESAGONALI CIECHI TESTA RIDOTTA
SEMI-HEXAGONAL THREADED INSERTS CLOSED END TYPE REDUCED HEAD
INSERTS FILETÉS SEMI-HEXAGONAUX BORGNES TÊTE RÉDUITE
BLINDNIETMUTTERN TEILSECHSKANT GESCHLOSSEN KLEINER SENKKOPF
TUERCAS REMACHABLES SEMI-HEXAGONALES CIEGAS CABEZA REDUCIDA



	SW1 +0,01/-0	SW +0,07/-0,1	T +/-0,5	K +/-0,15	L +/-0,5		GRIP
M8	11	10,9	12,5	0,7	26,5	20	1,0-3,5

MATERIAL: STAINLESS STEEL A4

 MAX TIGHTENING TORQUE (Nm) 20	 PULL-OUT FORCE (N) 25000	 TORQUE TO TURN (Nm) 4,5	 SHEAR FORCE (N) 4400
--	---	--	---

Disegno di proprietà della Fixi S.r.l. - Non può essere copiato, riprodotto o comunicato a terze persone senza autorizzazione.
 Drawing owned by Fixi S.r.l.- It cannot be copied, reproduced or communicated to third parties without permission.

Disegnato da / Designed by: Ufficio Tecnico
Ufficio Tecnico / Tech Office: tech@fixi.it

08/09/2024

CODICE PRODOTTO / PART NUMBER

85IXA4IERSECM08C

FIXI®

FIXI s.r.l. Via Bellardi 40/A
 10146 - Torino (Italy)
 www.fixi.it - info@fixi.it